

# Top-Down DoubleDecker Bike Rack Layout Guide



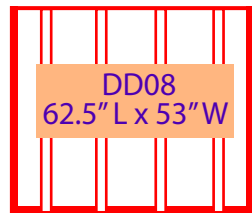
4-bike  
2 over 2

even  
2-across



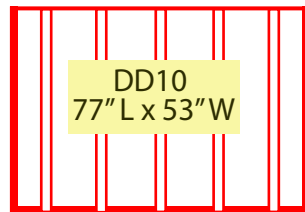
6-bike  
3 over 3

odd  
3-across



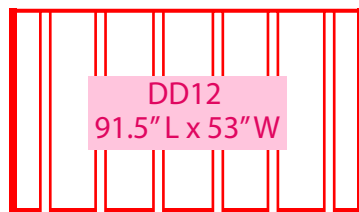
8-bike  
4 over 4

even  
4-across



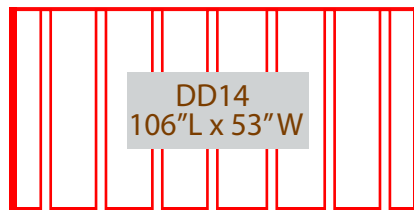
10-bike  
5 over 5

odd  
5-across



12-bike  
6 over 6

even  
6-across



14-bike  
7 over 7

odd  
7-across



16-bike  
8 over 8

even  
8-across

# Top-Down DoubleDecker Bike Rack Layout Guide

- DD racks shall be pulled back 10" min. from a wall on the back side.
- At the end of a series of DD racks, there should be a 7" min. buffer space for handlebar clearance for the first and last bikes.
- Back-to-Back Arrangement needs 4.5" offset to enable front wheels to interlace.
- There should be a minimum 8'-6" (102") vertical clearance for DoubleDecker bike racks to function properly with most bikes.

